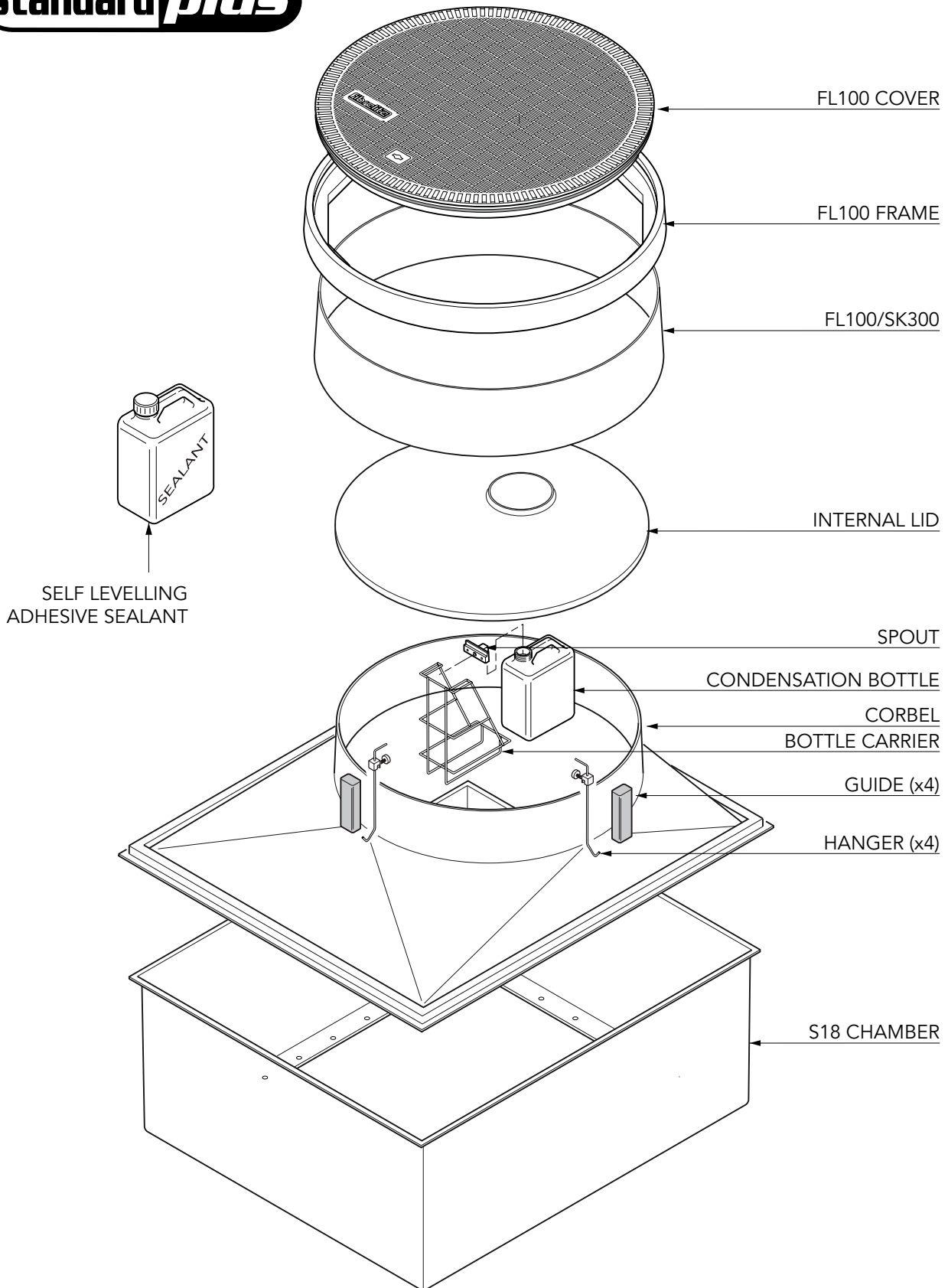


Notes:	Category: HEIGHT ADJUSTABLE SQUARE SUMP SYSTEMS		 FIBRELITE
	Product Description: 1250mm x 1450mm sump with bolted base, corbel, internal lid, adjustable height skirt and round 1020mm flat sealed cover and frame.		
For reference puposes only. This drawing is not a specification.	Drawing No.: 1	Product Code: S18-3100/SEAL	
	Date: Sept 2009	Revisions:	

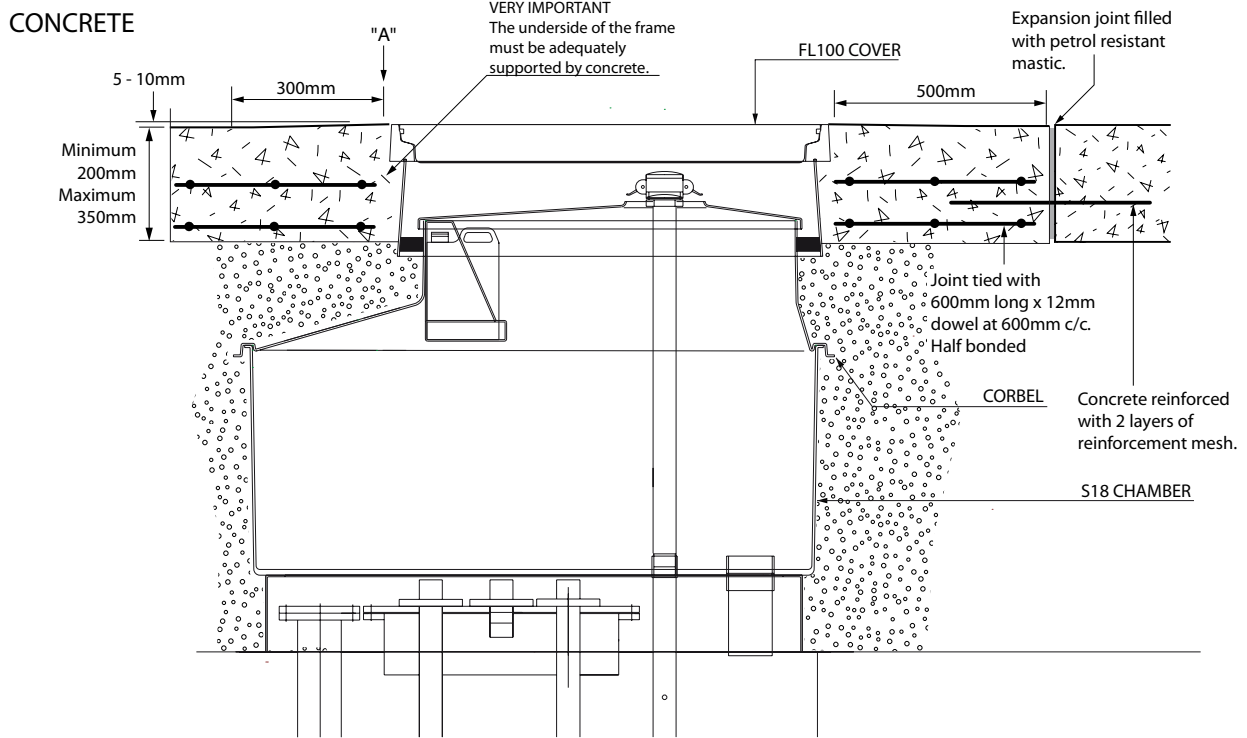


Notes:	Category: HEIGHT ADJUSTABLE SQUARE SUMP SYSTEMS	 FIBRELITE	
	Product Description: 1250mm x 1450mm sump with bolted base, corbel, internal lid, adjustable height skirt and round 1020mm flat sealed cover and frame.		
For reference puposes only. This drawing is not a specification.	Drawing No.: 2		Product Code: S18-3100/SEAL
Date: Sept 2009	Revisions:		

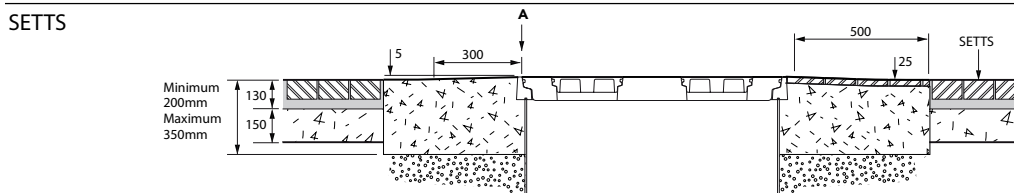
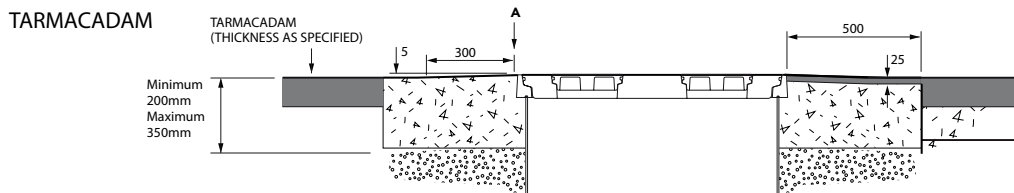


VERY IMPORTANT
 OUTER EDGE "A" OF FRAME SET 5 - 10MM
 ABOVE GENERAL FORECOURT AREA WITH
 CONCRETE RAMPED AWAY OVER 300MM.

TYPICAL INSTALLATION



ALTERNATIVE INSTALLATION ADVICE



Notes:

Category: **HEIGHT ADJUSTABLE SQUARE SUMP SYSTEMS**

Product Description: 1250mm x 1450mm sump with bolted base, corbel, internal lid, adjustable height skirt and round 1020mm flat sealed cover and frame.

Drawing No.: **3**

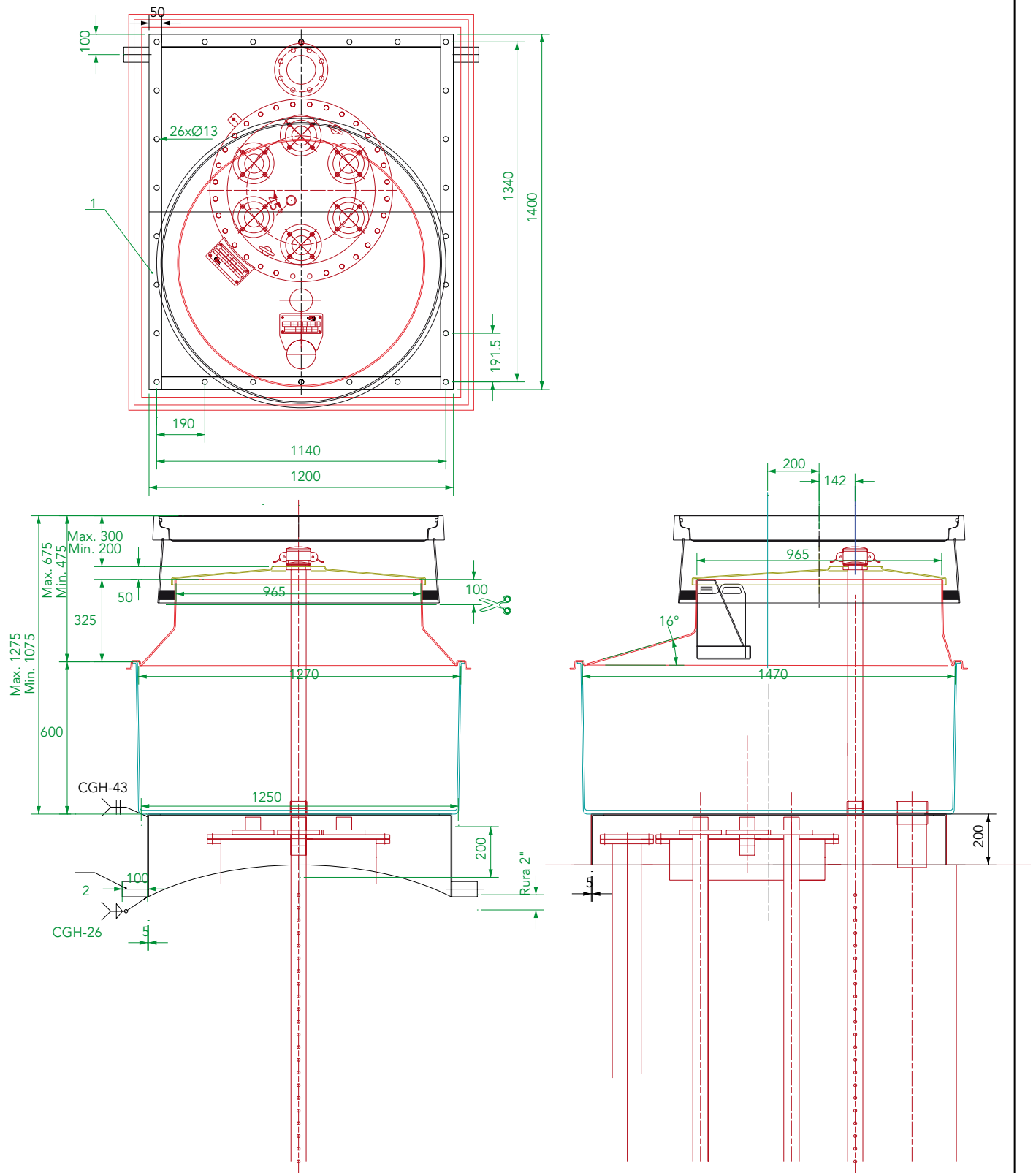
Product Code: **S18-3100/SEAL**

Date: **Sept 2009**

Revisions:

For reference purposes only.
 This drawing is not a specification.





Notes:	Category: HEIGHT ADJUSTABLE SQUARE SUMP SYSTEMS		 FIBRELITE
	Product Description: 1250mm x 1450mm sump with bolted base, corbel, internal lid, adjustable height skirt and round 1020mm flat sealed cover and frame.		
For reference puposes only. This drawing is not a specification.	Drawing No.: 4	Product Code: S18-3100/SEAL	
	Date: Sept 2009	Revisions:	